

# Interaction Questionnaire

Dear Participant,

This questionnaire concerns the interpretation of statistically significant interactions.

Please read each question carefully before you answer. You will need approximately 10 minutes to answer all questions.

Your participation is voluntary and although we ask for some personal information, the data collected are processed **anonymously**.

## Personal Details

### 1. Educational Level

- ☐ Bachelor Student
- ☐ Regular Master Student
- ☐ Research Master Student
- ☐ PhD Student
- ☐ Lecturer
- ☐ Assistant Professor
- ☐ Associate Professor
- ☐ Full Professor
- ☐ Other: \_\_\_\_\_

### 2. Major Specialization

- ☐ Clinical Psychology
- ☐ Cognitive Psychology
- ☐ Developmental Psychology
- ☐ Educational Psychology
- ☐ Psychological Methods
- ☐ Psychonomics
- ☐ Social Psychology
- ☐ Work and Organizational Psychology
- ☐ Other: \_\_\_\_\_

### 3. How much experience do you have with statistics?

None ☐ — ☐ — ☐ — ☐ — ☐ A lot

## Question A1

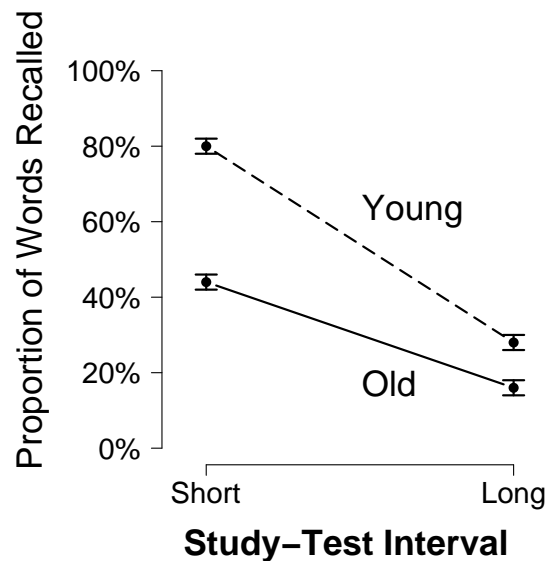


Figure 1: Data from Dr. Doyle

Dr. Doyle conducted an experiment on age differences in long-term memory. His experiment featured a group of young adults and a group of old adults. Participants had to read a list of words and recall it later. Long-term memory was estimated by the proportion of words recalled. Every individual participated in two conditions: the short study-test interval condition and the long study-test interval condition.

The results are summarized in Figure 1. The interaction is statistically significant ( $p < 0.001$ ). Based on the results, Dr. Doyle concluded:

**“An increase in study-test interval affects long-term memory of young adults more than it affects those of older adults.”**

4. Do you agree with Dr. Doyle?

Totally disagree ☐ — ☐ — ☐ — ☐ — ☐ Totally agree

5. Explain your answer.

---



---



---

## Question A2

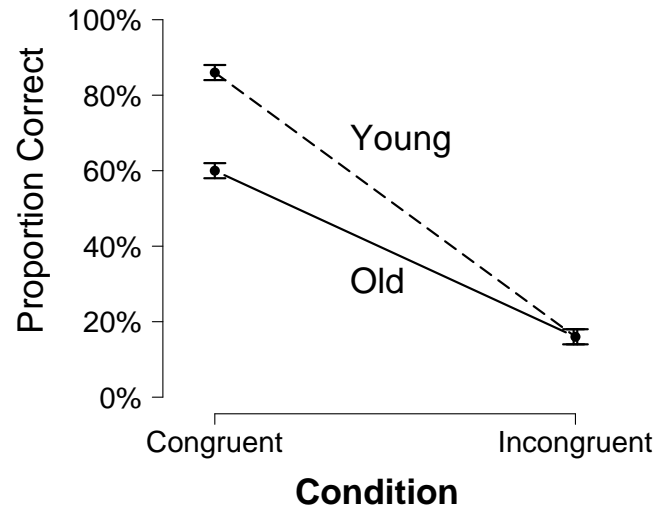


Figure 2: Data from Dr. Holmes

Dr. Holmes conducted an experiment on age differences in working memory capacity. Participants had to name the colors of a series of color-words in a Stroop task. Next, participants had to recall the colors in their serial order. Working memory capacity was estimated by the proportion of colors correctly recalled. Her experiment featured a group of young and a group of old adults. Every individual participated in two conditions: the congruent condition and the incongruent condition.

The results are summarized in Figure 2. The interaction was statistically significant ( $p < 0.001$ ). Based on these results, Dr. Holmes concluded:

**“Stimulus congruency affects working memory capacity of younger adults more than it affects working memory capacity of older adults.”**

6. Do you agree with Dr. Holmes?

Totally disagree ☐ — ☐ — ☐ — ☐ — ☐ Totally agree

7. Explain your answer.

---



---



---

## Question A3

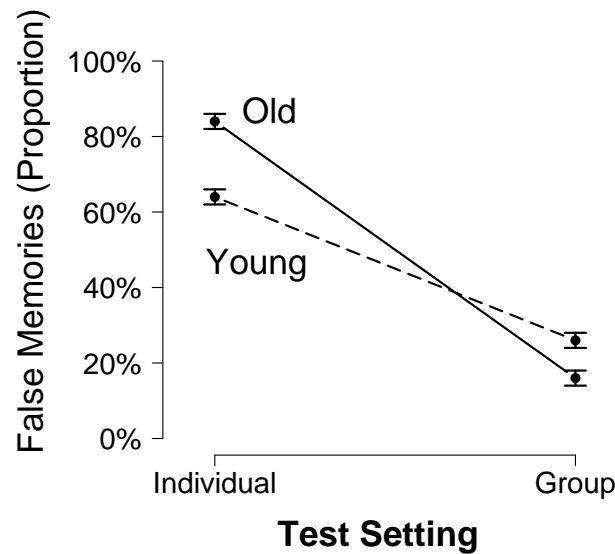


Figure 3: Data from Dr. Watson

Dr. Watson did a survey on age differences in susceptibility to memory intrusions. Each participant viewed photos of six scenes. Next, participants were told the name of each scene and were asked to recall items from it. Susceptibility to memory intrusions was estimated by the proportion of false memories. The experiment featured older and younger adults. Each individual participated in two test settings: the individual test and the group.

The results are summarized in Figure 3. The interaction is statistically significant ( $p < 0.001$ ). Based on the results, Dr. Watson concluded:

**“Test setting affects susceptibility to memory intrusions of older adults more than it affects susceptibility to memory intrusions of younger adults.”**

8. Do you agree with Dr. Watson?

Totally disagree ☐ — ☐ — ☐ — ☐ — ☐ Totally agree

9. Explain your answer.

---



---



---

Please enter your email address if you would like to receive the results of this study.

E-mail Address: \_\_\_\_\_

## Thank You For Your Participation!